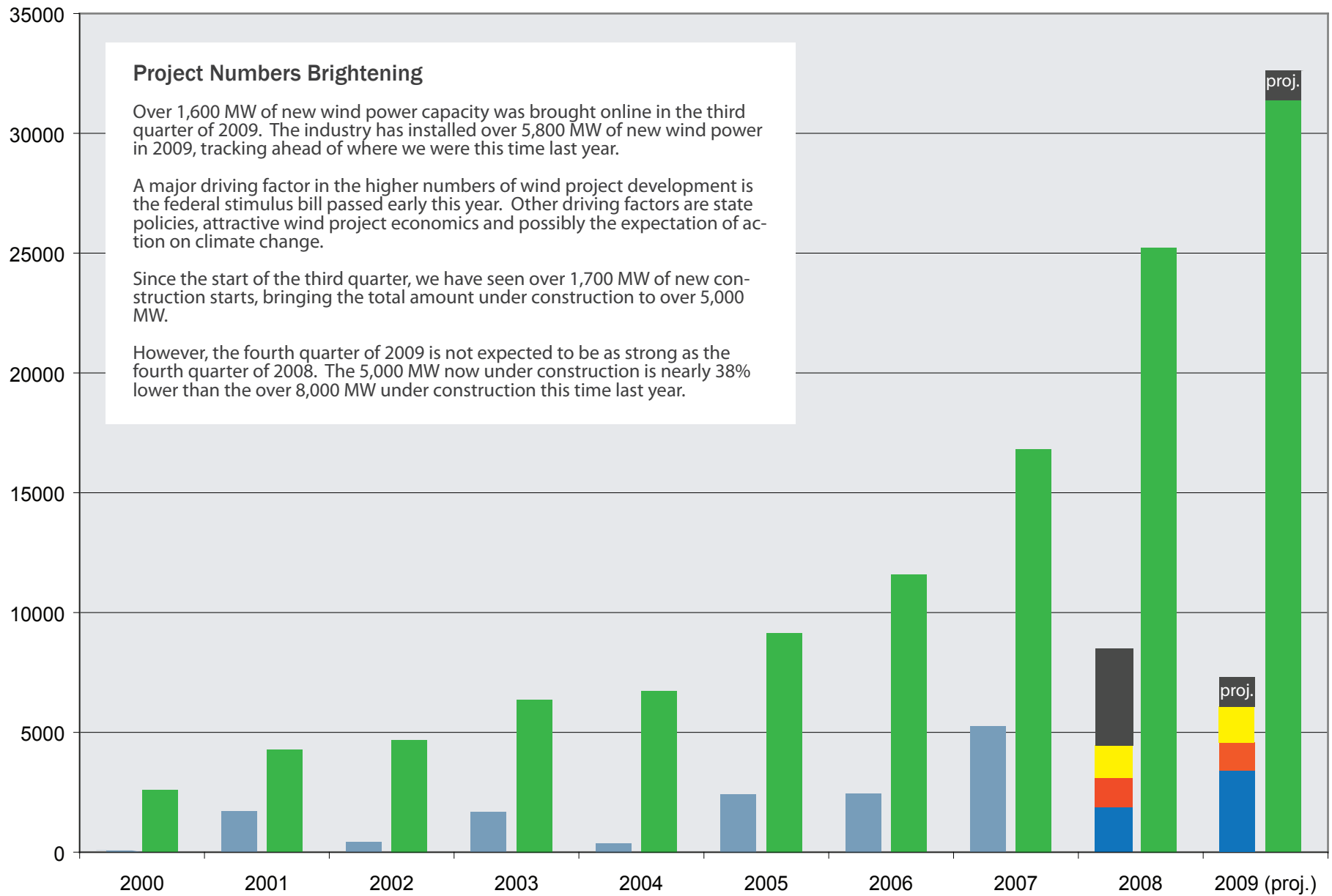




# AWEA 3rd Quarter 2009 Market Report

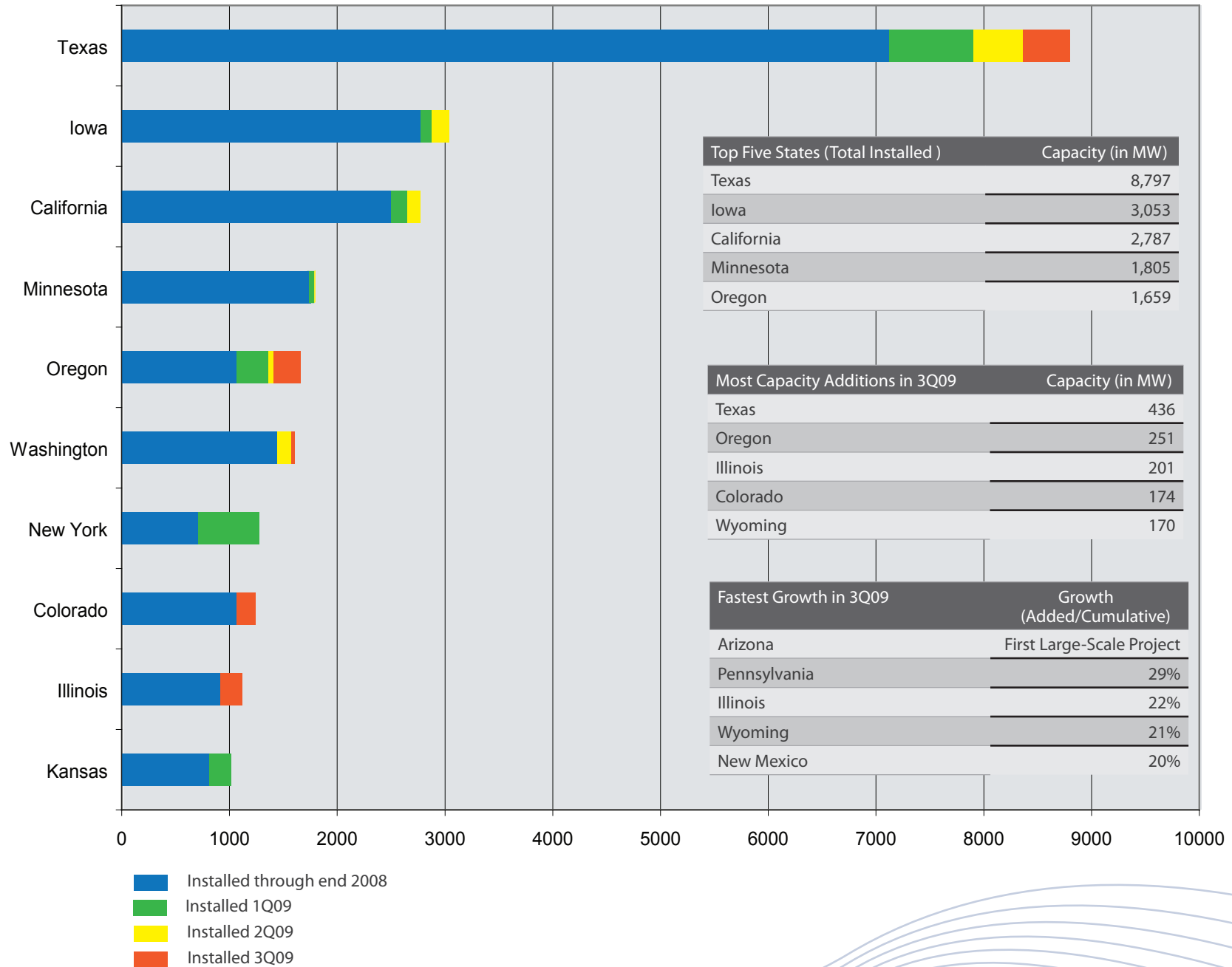
October 2009

The U.S. wind industry installed over 1,600 MW of new wind capacity in the third quarter of the year, bringing the wind power capacity installed so far in 2009 to over 5,800 MW and the total installed capacity in the U.S. to over 31,100 MW overall. Over 5,000 MW more are under construction for completion this year or next year.



- Annual Installed Prior to 2008
- Installed 1Q
- Installed 2Q
- Installed 3Q
- Installed 4Q

# Wind Project Installations by State (Top Ten States)



# Installed Capacity by State (in MW)

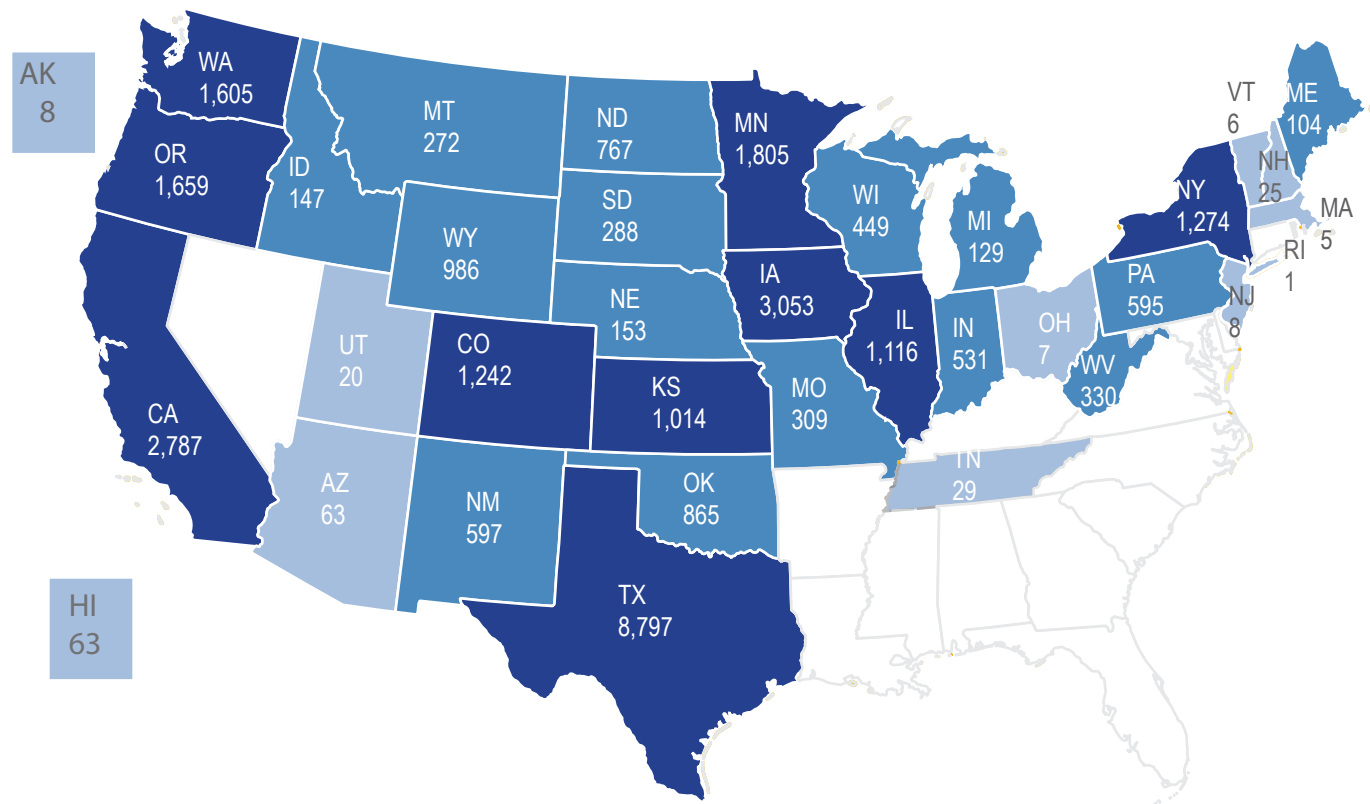
## State Facts

Texas again gains the largest amount of new capacity bringing the state closer to the 9-GW mark.

A 201-MW project completion in Illinois makes it the tenth state in the "Gigawatt club."

Arizona saw the addition of the first utility-scale wind farm, making it the fastest-growing in the third quarter.

There are now utility-scale wind power installations in 36 states.



## New Wind Power Projects, completed July through September 2009

Table 1 lists new wind power projects that have been brought on-line and commissioned in the third quarter of this year, as reported to AWEA by its project developer and manufacturer member companies. As long as project is producing power, project commissioning date is at discretion of project owner. Results are preliminary.

State	Project Name	Capacity (in MW)	Number of Turbines	Turbine Rating (in MW)	Turbine Manufacturer	Project Developer	Power Purchaser
<b>Total Cumulative Installed</b>		<b>31,109</b>	<b>&gt; 31,000</b>				
<b>Q3 2009</b>		<b>1,649</b>	<b>1,010</b>				
AK	Kodiak Island Wind Project	4.35	3	1.5	GE Energy	Kodiak	Kodiak
AZ	Dry Lake	63	30	2.1	Suzlon	Iberdrola Renewables	Salt River Project
CO	Northeastern Colorado Wind - Siemens	151.8	66	2.3	Siemens	NextEra Energy Resources	Xcel Energy
CO	Northeastern Colorado Wind - GE Energy	22.5	15	1.5	GE Energy	NextEra Energy Resources	Xcel Energy
IL	EcoGrove	100.5	67	1.5	Acciona WP	Acciona Energy	n/a
IL	Rail Splitter	100.5	67	1.5	GE Energy	Horizon-EDPR	n/a
ME	Presque Isle	0.6	1	1.6		Presque Isle	Presque Isle
ND	Ashtabula II	52.5	35	1.5	GE Energy	NextEra Energy Resources	Otter Tail Power
NM	High Lonesome	100	40	2.5	Clipper	Edison Mission Group	n/a
OK	Blue Canyon V	34.5	23	1.5	GE Energy	Horizon-EDPR	Public Service Co of Oklahoma
OR	Echo 8-9	20	10	2	REpower	John Deere Wind	PacifiCorp
OR	Threemile Canyon	9.9	6	1.65	Vestas	John Deere Wind	PacifiCorp
OR	Biglow Canyon II	149.5	65	2.3	Siemens	Portland General Electric	Portland General Electric
OR	Willow Creek	72	48	1.5	GE Energy	Invenergy	LADWP

## New Wind Power Projects, completed July through September 2009 (continued)

Table 1 lists new wind power projects that have been brought on-line and commissioned in the third quarter of this year, as reported to AWEA by its project developer and manufacturer member companies. As long as project is producing power, project commissioning date is at discretion of project owner. Results are preliminary.

State	Project Name	Capacity (in MW)	Number of Turbines	Turbine Rating (in MW)	Turbine Manufacturer	Project Developer	Power Purchaser
<b>Q3 2009</b>		<b>1,649</b>	<b>1,010</b>				
PA	North Allegheny	70	35	2	Gamesa	Duke Energy	First Energy Solutions
PA	Highland Wind Project	62.5	25	2.5	Nordex	Everpower Renewables	n/a
TX	Panther Creek III	199.5	133	1.5	GE Energy	E.On Climate & Renewables	n/a
TX	Inadale (Roscoe IV)	197	197	1	Mitsubishi	E.On Climate & Renewables	n/a
TX	Sunray II	39	26	1.5	GE Energy	Valero Energy	McKee Refinery/Xcel Energy
WA	Windy Point II (3Q09)	29.9	13	2.3	Siemens	Cannon Power Group	n/a
WY	Silver Sage	42	20	2.1	Suzlon	Duke Energy	Cheyenne Light Fuel & Power
WY	High Plains	99	66	1.5	GE Energy	PacifiCorp	PacifiCorp
WY	McFadden Ridge	28.5	19	1.5	GE Energy	PacifiCorp	PacifiCorp

## New Wind Power Projects, completed April through June 2009

Table 2 lists new wind power projects that have been brought on-line and commissioned in the second quarter of this year, as reported to AWEA by its project developer and manufacturer member companies. As long as project is producing power, project commissioning date is at discretion of project owner. Results are preliminary.

State	Project Name	Capacity (in MW)	Number of Turbines	Turbine Rating (in MW)	Turbine Manufacturer	Project Developer	Power Purchaser
<b>Q2 2009</b>		<b>1,218</b>	<b>631</b>				
CA	Pine Tree Wind Farm	120	80	1.5	GE Energy	LADWP	LA DWP
IA	Barton	160	80	2	Gamesa	Iberdrola Renewables	NIPSCO
MN	Hilltop	2	1	2		Southwest Wind Consulting	Xcel Energy
MO	Farmers City	146	73	2	Gamesa	Iberdrola Renewables	n/a
OR	Echo 1-7	44.55	27	1.65	Vestas	John Deere Wind	PacifiCorp
PA	Locust Ridge II	102	51	2	Gamesa	Iberdrola Renewables	hospital customers
SD	Buffalo Ridge	50.4	24	2.1	Suzlon	Iberdrola Renewables	NIPSCO
TX	Goat Phase II	69.6	29	2.4	Mitsubishi	Cielo/Edison Mission Group	
TX	Notrees 1A (Vestas)	90.75	55	1.65	Vestas	Duke Energy	n/a
TX	Notrees 1B (GE Energy)	60	40	1.5	GE Energy	Duke Energy	n/a
TX	Notrees 1C (Vestas)	1.87	1	1.87	Vestas	Duke Energy	n/a

## New Wind Power Projects, completed April through June 2009 (continued)

Table 2 lists new wind power projects that have been brought on-line and commissioned in the second quarter of this year, as reported to AWEA by its project developer and manufacturer member companies. As long as project is producing power, project commissioning date is at discretion of project owner. Results are preliminary.

State	Project Name	Capacity (in MW)	Number of Turbines	Turbine Rating (in MW)	Turbine Manufacturer	Project Developer	Power Purchaser
<b>Q2 2009</b>		<b>1,218</b>	<b>631</b>				
TX	Penescal	201.6	84	2.4	Mitsubishi	Iberdrola Renewables	76.8 MW for CPS San Antonio; 50 MW for South Texas Electric Cooperative; 74.8 MW merchant
TX	JD Wind 11	10	8	1.25	Suzlon	John Deere Wind/DWS	Xcel Energy (Southwestern Public Service)
TX	JD Wind 8	10	8	1.25	Suzlon	John Deere Wind/DWS	Xcel Energy (Southwestern Public Service)
TX	Sunray I	10.5	7	1.5	GE Energy	Valero	Xcel Energy
WA	Windy Point I - REpower (09)	40	20	2.0	REpower	Cannon/Tuolumne Wind Project Authority	Turlock Irrigation District and Walnut Energy Center Authority
WA	Windy Point I - Siemens	96.6	42	2.3	Siemens	Cannon/Tuolumne Wind Project Authority	Turlock Irrigation District and Walnut Energy Center Authority
WY	Airforce	2	1	2	Gamesa	Airforce	



## New Wind Power Projects, completed January through March 2009

Table 3 lists wind power projects that were brought on-line and commissioned in the first quarter of this year, as reported to AWEA by its project developer and manufacturer member companies. As long as project is producing power, project commissioning date is at discretion of project owner. Results are preliminary.

State	Project Name	Capacity (in MW)	Number of Turbines	Turbine Rating (in MW)	Turbine Manufacturer	Project Developer	Power Purchaser
<b>Q1 2009</b>		<b>3,006</b>	<b>1,695</b>				
CA	Shiloh II	150	75	2	REpower	enXco	PG&E
IA	Iowa Lakes Lakota Wind	10.5	7	1.5	GE Energy	Iowa Lakes Electric Coop	Iowa Lakes Electric Coop
IA	Iowa Lakes Superior Wind	10.5	7	1.5	GE Energy	Iowa Lakes Electric Coop	Iowa Lakes Electric Coop
IA	Pioneer Prairie II (09)	70.95	43	1.65	Vestas	Horizon-EDPR	Ameren
IA	Crystal Lake - Clipper (09)	10	4	2.5	Clipper	NextEra Energy Resources	n/a
ID	Cassia	29.4	14	2.1	Suzlon	John Deere Wind	Idaho Power
ID	Mountain Home	42	20	2.1	Suzlon	John Deere Wind	Idaho Power
IN	Fowler Ridge Wind Farm Phase I - Clipper	100	40	2.5	Clipper	BP Wind Energy/Dominion Energy	AEP/Dominion Energy
IN	Fowler Ridge Wind Farm Phase I - Vestas	300.3	182	1.65	Vestas	BP Wind Energy/Dominion Energy	AEP/Dominion Energy
KS	Central Plains	99	33	3	Vestas	Westar	Westar
KS	Flat Ridge Wind Farm	100	40	2.5	Clipper	BP Wind Energy/Westar	Westar

## New Wind Power Projects, completed January through March 2009 (continued)

Table 3 lists wind power projects that were brought on-line and commissioned in the first quarter of this year, as reported to AWEA by its project developer and manufacturer member companies. As long as project is producing power, project commissioning date is at discretion of project owner. Results are preliminary.

State	Project Name	Capacity (in MW)	Number of Turbines	Turbine Rating (in MW)	Turbine Manufacturer	Project Developer	Power Purchaser
<b>Q1 2009</b>		<b>3,006</b>	<b>1,695</b>				
ME	Stetson Wind	57	38	1.5	GE Energy	First Wind	n/a
MN	Moraine II	49.5	33	1.5	GE Energy	Iberdrola Renewables	Xcel Energy
NE	Elkhorn Ridge	81	27	3	Vestas	Edison Mission Group	n/a
NY	Dutch Hill/Cohocton	125	50	2.5	Clipper	First Wind	n/a
NY	High Sheldon	112.5	75	1.5	GE Energy	Invenergy	market
NY	Noble Altona Windpark	97.5	65	1.5	GE Energy	Noble Environmental Power	
NY	Noble Chateaugay Windpark	106.5	71	1.5	GE Energy	Noble Environmental Power	
NY	Noble Wethersfield Windpark	126	84	1.5	GE Energy	Noble Environmental Power	
OR	Wheatfield	96.6	46	2.1	Suzlon	Horizon	Snohomish County PUD
OR	Hay Canyon	100.8	48	2.1	Suzlon	Iberdrola Renewables	Snohomish County PUD
OR	Pebble Springs	98.7	47	2.1	Suzlon	Iberdrola Renewables	Southern California Public Power Authority
SD	Wessington Springs	51	34	1.5	GE Energy	Babcock & Brown	Heartland Consumers Power District

## New Wind Power Projects, completed January through March 2009 (continued)

Table 3 lists wind power projects that were brought on-line and commissioned in the first quarter of this year, as reported to AWEA by its project developer and manufacturer member companies. As long as project is producing power, project commissioning date is at discretion of project owner. Results are preliminary.

State	Project Name	Capacity (in MW)	Number of Turbines	Turbine Rating (in MW)	Turbine Manufacturer	Project Developer	Power Purchaser
<b>Q1 2009</b>		<b>3,006</b>	<b>1,695</b>				
TX	Majestic	79.5	53	1.5	GE Energy	Babcock & Brown	
TX	South Trent Mesa	101.2	44	2.3	Siemens	Babcock & Brown	
TX	JD Wind 7	10	8	1.25	Suzlon	John Deere Wind/DWS	Xcel Energy
TX	Panther Creek II	115.5	77	1.5	GE Energy	E.On Climate & Renewables	
TX	Pyron Wind Farm (Roscoe III)	249	166	1.5	GE Energy	E.On Climate & Renewables	
TX	Barton Chapel	120	60	2	Gamesa	Iberdrola Renewables	
TX	Noble Great Plains Windpark	114	76	1.5	GE Energy	Noble Environmental Power	
WI	Butler Ridge	54	36	1.5	GE Energy	Babcock & Brown	WPPI
WY	Glenrock III	39	26	1.5	GE Energy	PacifiCorp	PacifiCorp
WY	Rolling Hills	99	66	1.5	GE Energy	PacifiCorp	PacifiCorp

## Wind Power Projects, currently under construction

Table 4 lists wind power projects that are under construction, as reported to AWEA by its project developer member companies. AWEA will report project numbers quarterly. Reporting under construction projects is at the discretion of the project developer. This is not necessarily a comprehensive list of wind power plants currently under construction. A blank cell or n/a means that the information was not available.

State	Project Name	Capacity (in MW)	Number of Turbines	Turbine Rating (in MW)	Turbine Manufacturer	Project Developer	Power Purchaser (when available)
Under Construction for Completion in 2009 or 2010							
CA	Pine Tree extension	15	10	1.5	GE Energy	LADWP	LADWP
CA	San Geronio Farms (repower)	5	10	0.5	Vestas-RBB	San Geronio Farms	
CO	Kit Carson Project	51	34	1.5	GE Energy	Duke Energy	Tri-State
CO	NREL research	1.5	1	1.5	GE Energy	NREL	NREL
CO	NREL research	2.3	1	2.3	Siemens	NREL	NREL
IA	Crane Creek	99	66	1.5	GE Energy	enXco	Wisconsin Public Service Corp (WPSC)
IA	Lost Lakes Wind Farm	100.65	61	1.65	Vestas	Horizon-EDPR	n/a
IA	Whispering Willow I	199.65	121	1.65	Vestas	Alliant (Interstate Power & Light)	Alliant (Interstate Power & Light)
IL	Big Sky Wind Facility	239.4	114	2.1	Suzlon	Edison Mission Group	n/a
IL	Cuyaga Ridge	300				Iberdrola Renewables	
IL	Grand Ridge II	51	34	1.5	GE Energy	Invenergy	AEP-Appalachian Power
IL	Grand Ridge III	49.5	33	1.5	GE Energy	Invenergy	AEP-Appalachian Power

## Wind Power Projects, currently under construction (continued)

Table 4 lists wind power projects that are under construction, as reported to AWEA by its project developer member companies. AWEA will report project numbers quarterly. Reporting under construction projects is at the discretion of the project developer. This is not necessarily a comprehensive list of wind power plants currently under construction. A blank cell or n/a means that the information was not available.

State	Project Name	Capacity (in MW)	Number of Turbines	Turbine Rating (in MW)	Turbine Manufacturer	Project Developer	Power Purchaser (when available)
<b>Under Construction for Completion in 2009 or 2010</b>							
IL	Top Crop	102	68	1.5	GE Energy	Horizon-EDPR	n/a
IN	Fowler Ridge II	199.5	133	1.5	GE Energy	BP Wind Energy	AEP/Vectren Energy
IN	Hoosier	106	53	2	REpower	enXco	Indiana Power & Light
IN	Meadow Lake	199.65	121	1.65	Vestas	Horizon-EDPR	n/a
IN	Meadow Lake II	99	66	1.5	Acciona WP	Horizon-EDPR	n/a
KS	Greensburg	12.5	10	1.25	Suzlon	John Deere Wind	
MA	Mark Richey Woodworking	0.6	1	0.6		Mark Richey Woodworking	Mark Richey Woodworking
MA	Mount Wachusett wind farm	3	2	1.5		Princeton Municipal Light	Princeton Municipal Light
ME	Kibby Mountain, phase I	66	22	3	Vestas	TransCanada	
ME	Kibby Mountain, phase II	66	22	3	Vestas	TransCanada	
ME	Stetson Wind expansion	25.5	17	1.5	GE Energy	First Wind	

## Wind Power Projects, currently under construction (continued)

Table 4 lists wind power projects that are under construction, as reported to AWEA by its project developer member companies. AWEA will report project numbers quarterly. Reporting under construction projects is at the discretion of the project developer. This is not necessarily a comprehensive list of wind power plants currently under construction. A blank cell or n/a means that the information was not available.

State	Project Name	Capacity (in MW)	Number of Turbines	Turbine Rating (in MW)	Turbine Manufacturer	Project Developer	Power Purchaser (when available)
<b>Under Construction for Completion in 2009 or 2010</b>							
MI	Stoney Corners - REpower	14	7	2	REpower	Heritage Sustainable Energy	
MN	Grant County	20				Grant County Wind Farm LLC	Xcel Energy
MN	Ridgewind	26				Ridgewind Power Partners LLC	Xcel Energy
MN	Uilk	4.5				Uilk Wind Farm	Xcel Energy
MN	Valley View	9.9				Valley View Transmission	Xcel Energy
MO	Lost Creek Wind Farm	150	100	1.5	GE Energy	Wind Capital Group	Associated Electric Cooperative Inc. (AECI)
MT	Glacier Wind II	103.5	69	1.5	Acciona WP	NaturEner	San Diego Gas & Electric
ND	Ashtabula II	67.5	45	1.5		NextEra Energy	
ND	Bison Wind 1A	36.8	16	2.3	Siemens	Minnesota Power	
ND	Bison Wind 1B	39.1	17	2.3	Siemens	Minnesota Power	
ND	Prairie Winds ND1	115.5	77	1.5	GE Energy	Basin Electric	Basin Electric

## Wind Power Projects, currently under construction (continued)

Table 4 lists wind power projects that are under construction, as reported to AWEA by its project developer member companies. AWEA will report project numbers quarterly. Reporting under construction projects is at the discretion of the project developer. This is not necessarily a comprehensive list of wind power plants currently under construction. A blank cell or n/a means that the information was not available.

State	Project Name	Capacity (in MW)	Number of Turbines	Turbine Rating (in MW)	Turbine Manufacturer	Project Developer	Power Purchaser (when available)
<b>Under Construction for Completion in 2009 or 2010</b>							
ND	Rugby	149.1	71	2.1	Suzlon	Iberdrola Renewables	Missouri River Energy Services
NE	Crofton Hills	42				Juhl Energy Development	NPPD
NY	Noble Belmont Windpark	21	14	1.5	GE Energy	Noble Environmental Power	
OK	Blue Canyon V Q4	64.5	43	1.5	GE Energy	Horizon-EDPR	Public Service Co. of Oklahoma
OK	OU Spirit	101.2	44	2.3	Siemens	CPV	OG&E
OR	Biglow Canyon phase III	174.8	76	2.3	Siemens	Portland General Electric	Portland General Electric
OR	Combine Hills II	63	63	1	Mitsubishi	Eurus Energy	
OR	Star Point	98.7	47	2.1	Suzlon	Iberdrola Renewables	
PA	Armenia Mountain	100.5	67	1.5	GE Energy	AES	Old Dominion Electric Coop for 50 MW
PA	Stony Creek	52.5	35	1.5	GE Energy	E.On Climate & Renewables	
SD	Titan I	25	10	2.5	Clipper	BP/Clipper	Northwestern Energy

## Wind Power Projects, currently under construction (continued)

Table 4 lists wind power projects that are under construction, as reported to AWEA by its project developer member companies. AWEA will report project numbers quarterly. Reporting under construction projects is at the discretion of the project developer. This is not necessarily a comprehensive list of wind power plants currently under construction. A blank cell or n/a means that the information was not available.

State	Project Name	Capacity (in MW)	Number of Turbines	Turbine Rating (in MW)	Turbine Manufacturer	Project Developer	Power Purchaser (when available)
<b>Under Construction for Completion in 2009 or 2010</b>							
TX	Gulf Wind	283.2	118	2.4	Mitsubishi	Babcock & Brown	
TX	Papalote Creek	179.85	109	1.65	Vestas	E.On Climate & Renewables	CPS San Antonio
TX	Penescal II	201.6	84	2.4	Mitsubishi	Iberdrola Renewables	76.8 MW for CPS San Antonio; 50 MW for South Texas Electric Cooperative; 74.8 MW merchant
UT	Milford Wind Corridor, Phase I (Clipper)	145	58	2.5	Clipper	First Wind	Southern California Public Power Authority
UT	Milford Wind Corridor, Phase I (GE Energy)	58.5	39	1.5	GE Energy	First Wind	Southern California Public Power Authority
WA	Harvest Wind Farm	98.9	43	2.3	Siemens	Cowlitz PUD, Lakeview Light and Power, Peninsula Light, & Eugene Water and Electric Board	Cowlitz PUD, Lakeview Light and Power, Peninsula Light, & Eugene Water and Electric Board
WA	Linden	50	25	2	REpower	enXco	LADWP
WA	Vantage Point	90	60	1.5	GE Energy	Invenergy	PG&E
WA	Wild Horse II	44	22	2	Vestas	Puget Sound Energy	Puget Sound Energy



## Wind Power Projects, currently under construction (continued)

Table 4 lists wind power projects that are under construction, as reported to AWEA by its project developer member companies. AWEA will report project numbers quarterly. Reporting under construction projects is at the discretion of the project developer. This is not necessarily a comprehensive list of wind power plants currently under construction. A blank cell or n/a means that the information was not available.

State	Project Name	Capacity (in MW)	Number of Turbines	Turbine Rating (in MW)	Turbine Manufacturer	Project Developer	Power Purchaser (when available)
<b>Under Construction for Completion in 2009 or 2010</b>							
WA	Windy Point II	232.3	101	2.3	Siemens	Cannon Power Corp.	
WV	Beech Ridge	100.5	67	1.5	GE Energy	Invenergy	AEP-Appalachian Power
WY	Campbell Hill	99	66	1.5	GE Energy	Duke Energy	PacifiCorp
WY	Top of the World (GE)	99	66	1.5	GE Energy	Duke Energy	Pacificorp
WY	Top of the World (Siemens)	101.2	44	2.3	Siemens	Duke Energy	Pacificorp

## Project Definitions

Definitions (the last two – web link and WEW reference – are not currently being used in the report, and therefore will come out of the definitions for now).

<b>Term</b>	<b>Abbrev.</b>	<b>Description</b>	<b>Information Source</b>
Capacity (in Megawatts)	MW	Total nameplate capacity rating of assembly of turbines	Information as received from project developer at end of each quarter.
Completion Date		Date on which wind project is considered to be operational. Usually "Commercial Operation Date".	Specific criteria for "Completion" is at the discretion of the project developer.
Merchant or "market"		Wind power plants that are built without a traditional long-term power purchase agreement, instead selling power into a spot-market, sometimes with a hedge contract, or an option to sell the power at a certain price in the future.	Project developer or owner
Owner/Equity Partner		Company or companies that will have a managing interest in project when it is complete, though they may not have 100% ownership. Does not usually include structural equity investors.	Project developer or owner
Power Purchaser		Utility contracted to purchase power under long-term Power Purchase Agreement (PPA) contract or use the power in case of utility ownership	project developer or power purchaser
Project Developer		Company or companies managing most aspects of project development process. Is often a joint effort among several companies.	project developer
Project Name		Name supplied by project developer	project developer
Turbine Manufacturer		Turbine vendor or supplier	project developer or turbine manufacturer
Turbine Rating (in Megawatts)	MW	Nameplate capacity rating of each turbine – typically the maximum potential power output of the turbine generator	project developer